

DECLASSIFIED IAW OPMNAVINST 5513.10 SERIES, ~~SECRET~~
BY T.G. Hill ON 12/19/96

~~CONFIDENTIAL~~

NAVAIR 00-110AA4-6

DECLASSIFIED
GROUP 4 DOCUMENT
DECLASSIFIED AFTER 12 YEARS
DOD DIR 5200.10

CLASSIFIED BY DPOSW
DOWNgraded TO:
SECRET
CONFIDENTIAL ON
DECLASSIFY ON 12/31/77

Standard Aircraft Characteristics

NAVY MODEL A-4F AIRCRAFT

(TITLE UNCLASSIFIED)

**THIS PUBLICATION SUPERSEDES NAVAIR 00-110AA4-6
DATED JANUARY 1970 WHICH SHOULD BE DESTROYED IN
ACCORDANCE WITH APPLICABLE SECURITY REGULATIONS.**

*This publication shall not be carried in aircraft on combat missions or when
there is a reasonable chance of its falling into the hands of an unfriendly
nation, unless specifically authorized by the "Operational Commander."*

**PUBLISHED BY DIRECTION OF THE
COMMANDER OF THE NAVAL AIR SYSTEMS COMMAND**

NOTICE—This document contains information affecting the national defense
of the United States within the meaning of the Espionage Laws, Title 18,
U. S. C., Sections 793 and 794. The transmission or the revelation of its
contents in any manner to an unauthorized person is prohibited by law.

~~CONFIDENTIAL~~

JUNE 1971

Rm #9 303X

DECLASSIFIED

UNCLASSIFIED
NAVAIR OO-110AA4-6

Reproduction for non-military use of the information or illustrations contained in this publication is not permitted without specific approval of the issuing service (NAVAIR or USAF). The policy for use of Classified Publications is established for the Air Force in AFR 205-1 and for the Navy in Navy Regulations, Article 1509.

LIST OF CHANGED PAGES ISSUED

INSERT LATEST CHANGED PAGES. DESTROY SUPERSEDED PAGES.

NOTE: The portion of the text affected by the current change is indicated by a vertical line in the outer margins of the page.

* The asterisk indicates pages changed, added or deleted by the current change.

ADDITIONAL COPIES OF THIS PUBLICATION MAY BE OBTAINED AS FOLLOWS:

NAVAIR

ASAF ACTIVITIES.—In accordance with Technical Order No. 00-5-2.


NAVY ACTIVITIES.—Use DD FORM 1348 and submit in accordance with the instructions contained in NAVSUP PUBLICATION 437—Military Standard Requisitioning and Issue Procedures.

For information on other available material and details of distribution refer to NAVSUP PUBLICATION 2002, SECTION VIII and NAVAIR 00-500A.

CONFIDENTIAL
DECLASSIFIED

NAVAIR 00-110AA4-6

SERVICE



STANDARD AIRCRAFT CHARACTERISTICS

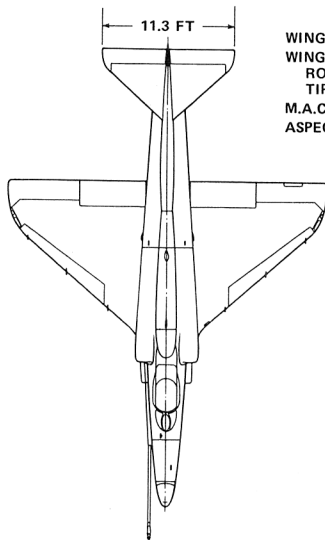
A-4F SKYHAWK

MCDONNELL DOUGLAS

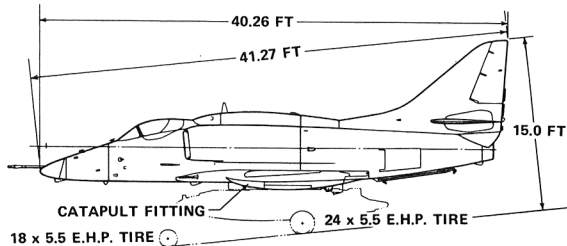
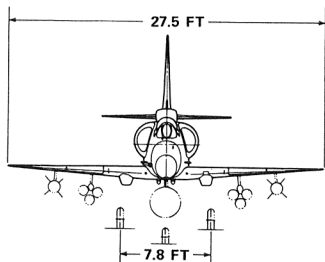
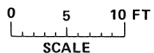
A-4F (J52-P-8A)

CONFIDENTIAL
DECLASSIFIED

BUREAU OF NAVAL WEAPONS
NAVY DEPARTMENT



WING AREA: 260 SQ FT
WING SECTION:
ROOT NACA 0008-1.1-25-.0875 (.5 x 230)
TIP NACA 0005-.825-50-.0787 (.5 x 230)
M.A.C. 129.64 IN.
ASPECT RATIO 2.91



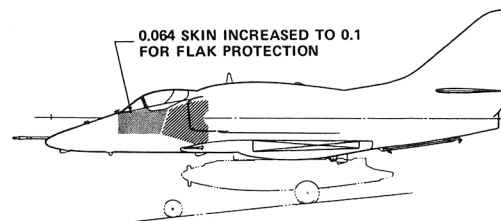
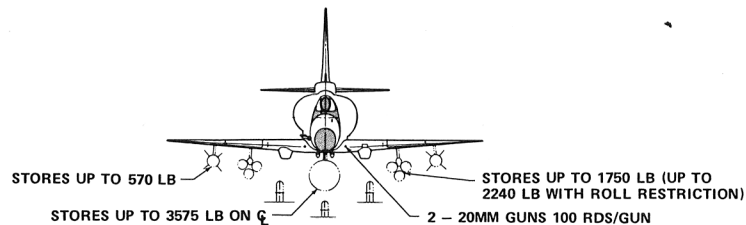
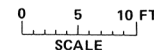
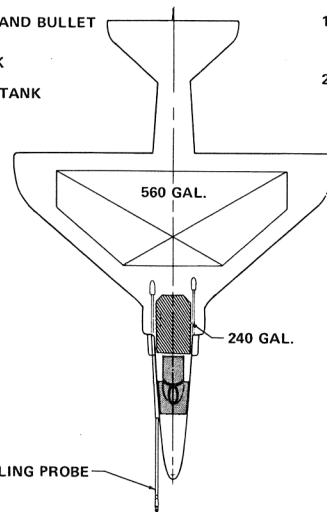
DESCRIPTIVE ARRANGEMENT

BUREAU OF NAVAL WEAPONS
NAVY DEPARTMENT

- FLAK PROTECTION AND BULLET RESISTANT GLASS
- SELF-SEALING TANK
- NON-SELF-SEALING TANK

PROTECTION

- 1. PILOT INTEGRAL PROVISIONS 29 LB
- 125 LB
- 2. SELF-SEALING CELL 107 LB



ARMAMENT AND TANKAGE

POWER PLANT	MISSION AND DESCRIPTION	WEIGHTS																																													
<p>Number and Model (1) J52-P-8A Axial Flow Twin Spool Turbojet without Afterburner MFR: Pratt & Whitney Aircraft Spec No. N-1844-B Length 116.9 in. Diameter 30.2 in.</p> <p style="text-align: center;">RATINGS</p> <table style="width: 100%; border: none;"> <tr> <td style="width: 33%;">Military</td> <td style="width: 33%;">12,060 rpm</td> <td style="width: 33%;">9300 lb</td> </tr> <tr> <td>Normal</td> <td>11,660 rpm</td> <td>8200 lb</td> </tr> </table>	Military	12,060 rpm	9300 lb	Normal	11,660 rpm	8200 lb	<p>The Model A-4F is a single-place, carrier-based, light-attack or close-support airplane. It is an improved version of the Model A-4E. The J52-P-8A engine, used in the A-4E, is replaced by the more powerful J52-P-8A engine. Other improvements include nose wheel steering, wing landing spoilers, a zero-zero ejection seat, upper avionics pod, and more advanced avionics equipment. The A-4F can operate from all types of carriers carrying a wide variety of conventional and special weapons. It is capable of in-flight fueling (tanker or receiver).</p> <p>The arrangement is conventional with all-metal semi-monocoque structure and three-spar low-aspect-ratio wing. Landing gear, flaps and speed brakes are hydraulically operated. An electrically operated, fully adjustable stabilizer is used to trim throughout the normal flight range. The aileron, elevator, and rudder systems are hydraulic-power operated. Manual control is provided for emergencies. An automatic flight control system is provided for pilot relief.</p> <p>The small size of the airplane precludes the need for folding wings. The aft fuselage is readily removable to permit quick engine change.</p> <p>Spotting: A total of 175 airplanes can be accommodated in a landing spot on the flight and hangar decks of a CVA-59 class carrier.</p>	<table style="width: 100%; border: none;"> <tr> <td style="text-align: left;">LOADINGS</td> <td style="text-align: center;">LBS.</td> <td style="text-align: center;">L.F.</td> </tr> <tr> <td>Empty</td> <td style="text-align: center;">10,169</td> <td style="text-align: center;">—</td> </tr> <tr> <td>Basic</td> <td style="text-align: center;">10,938</td> <td style="text-align: center;">—</td> </tr> <tr> <td>Flight Design</td> <td style="text-align: center;">12,504</td> <td style="text-align: center;">7.0</td> </tr> <tr> <td>Combat</td> <td style="text-align: center;">17,180</td> <td style="text-align: center;">5.1</td> </tr> <tr> <td>Max Takeoff</td> <td style="text-align: center;">24,500</td> <td style="text-align: center;">3.6</td> </tr> <tr> <td>Max Landing</td> <td></td> <td></td> </tr> <tr> <td style="padding-left: 20px;">Arrest</td> <td style="text-align: center;">14,500</td> <td style="text-align: center;">6.0</td> </tr> <tr> <td style="padding-left: 20px;">Airfield</td> <td style="text-align: center;">16,000</td> <td style="text-align: center;">5.5</td> </tr> </table>	LOADINGS	LBS.	L.F.	Empty	10,169	—	Basic	10,938	—	Flight Design	12,504	7.0	Combat	17,180	5.1	Max Takeoff	24,500	3.6	Max Landing			Arrest	14,500	6.0	Airfield	16,000	5.5												
Military	12,060 rpm	9300 lb																																													
Normal	11,660 rpm	8200 lb																																													
LOADINGS	LBS.	L.F.																																													
Empty	10,169	—																																													
Basic	10,938	—																																													
Flight Design	12,504	7.0																																													
Combat	17,180	5.1																																													
Max Takeoff	24,500	3.6																																													
Max Landing																																															
Arrest	14,500	6.0																																													
Airfield	16,000	5.5																																													
ELECTRONICS		FUEL AND OIL																																													
<p>Electronics Central AN/ASQ-17B consisting of:</p> <table style="width: 100%; border: none;"> <thead> <tr> <th style="text-align: left;">Function</th> <th style="text-align: left;">Equivalent to:</th> </tr> </thead> <tbody> <tr> <td>Communications Radio</td> <td>AN/ARC-51</td> </tr> <tr> <td>Direction Finding</td> <td>AN/ARA-50</td> </tr> <tr> <td>High Altitude Identification System</td> <td>AN/APX-64</td> </tr> <tr> <td>Standby Communication Radio</td> <td>AN/ARR-69</td> </tr> <tr> <td>TACAN</td> <td>AN/ARN-52(V)</td> </tr> <tr> <td>Bearing-Distance-Heading Indicator</td> <td>ID-663/U</td> </tr> <tr> <td>Radar Altimeter</td> <td>AN/APN-141</td> </tr> <tr> <td>Radar Navigation</td> <td>AN/APN-153</td> </tr> <tr> <td>Radar</td> <td>AN/APG-53A</td> </tr> <tr> <td>Navigation Computer</td> <td>AN/ASN-41</td> </tr> <tr> <td>LABS</td> <td>AN/AJB-3A</td> </tr> <tr> <td>Autopilot</td> <td>Douglas</td> </tr> <tr> <td>Store Arming</td> <td>AN/AWW-1</td> </tr> <tr> <td>Shrike and Bullpup Provisions</td> <td></td> </tr> </tbody> </table>	Function	Equivalent to:	Communications Radio	AN/ARC-51	Direction Finding	AN/ARA-50	High Altitude Identification System	AN/APX-64	Standby Communication Radio	AN/ARR-69	TACAN	AN/ARN-52(V)	Bearing-Distance-Heading Indicator	ID-663/U	Radar Altimeter	AN/APN-141	Radar Navigation	AN/APN-153	Radar	AN/APG-53A	Navigation Computer	AN/ASN-41	LABS	AN/AJB-3A	Autopilot	Douglas	Store Arming	AN/AWW-1	Shrike and Bullpup Provisions		<p style="text-align: center;">DEVELOPMENT</p> <table style="width: 100%; border: none;"> <tr> <td>Authority to Proceed</td> <td>December 1965</td> </tr> <tr> <td>First Flight</td> <td>August 1966</td> </tr> <tr> <td>First Fleet Delivery</td> <td>January 1967</td> </tr> </table>	Authority to Proceed	December 1965	First Flight	August 1966	First Fleet Delivery	January 1967	<table style="width: 100%; border: none;"> <thead> <tr> <th style="text-align: left;">Gal.</th> <th style="text-align: center;">No. Tanks</th> <th style="text-align: left;">Location</th> </tr> </thead> <tbody> <tr> <td>560</td> <td style="text-align: center;">1</td> <td>Wing</td> </tr> <tr> <td>240</td> <td style="text-align: center;">1</td> <td>Fuselage</td> </tr> </tbody> </table> <p>In-flight fueling is installed. Fuel Spec MIL-J-5624 (latest issue)</p> <p style="text-align: center;">OIL</p> <p>5.0 gal. mounted on engine Oil Spec MIL-L-23699</p>	Gal.	No. Tanks	Location	560	1	Wing	240	1	Fuselage
Function	Equivalent to:																																														
Communications Radio	AN/ARC-51																																														
Direction Finding	AN/ARA-50																																														
High Altitude Identification System	AN/APX-64																																														
Standby Communication Radio	AN/ARR-69																																														
TACAN	AN/ARN-52(V)																																														
Bearing-Distance-Heading Indicator	ID-663/U																																														
Radar Altimeter	AN/APN-141																																														
Radar Navigation	AN/APN-153																																														
Radar	AN/APG-53A																																														
Navigation Computer	AN/ASN-41																																														
LABS	AN/AJB-3A																																														
Autopilot	Douglas																																														
Store Arming	AN/AWW-1																																														
Shrike and Bullpup Provisions																																															
Authority to Proceed	December 1965																																														
First Flight	August 1966																																														
First Fleet Delivery	January 1967																																														
Gal.	No. Tanks	Location																																													
560	1	Wing																																													
240	1	Fuselage																																													
	DIMENSIONS	ORDNANCE																																													
	<table style="width: 100%; border: none;"> <tbody> <tr> <td>Span</td> <td>27.5 ft</td> </tr> <tr> <td>Length</td> <td>41.3 ft*</td> </tr> <tr> <td>Height</td> <td>15.0 ft</td> </tr> <tr> <td>Max Tread</td> <td>7.8 ft</td> </tr> <tr> <td>Turning Radius</td> <td>20.5 ft*</td> </tr> <tr> <td>Wing Area</td> <td>260 sq ft</td> </tr> </tbody> </table> <p>*Without in-flight fueling probe</p>	Span	27.5 ft	Length	41.3 ft*	Height	15.0 ft	Max Tread	7.8 ft	Turning Radius	20.5 ft*	Wing Area	260 sq ft	<table style="width: 100%; border: none;"> <thead> <tr> <th style="text-align: left;">No.</th> <th style="text-align: left;">Location</th> <th style="text-align: left;">Loading</th> </tr> </thead> <tbody> <tr> <td>1</td> <td>Fuselage Center Line</td> <td>Up to 3575 lb</td> </tr> <tr> <td>2</td> <td>Inboard Wing</td> <td>*Up to 1750 lb</td> </tr> <tr> <td>2</td> <td>Outboard Wing</td> <td>Up to 570 lb</td> </tr> </tbody> </table> <p>*No Roll Restriction. Up to 2240 lb with Roll Restriction.</p> <p style="text-align: center;">GUNS</p> <table style="width: 100%; border: none;"> <tbody> <tr> <td style="width: 33%;">2</td> <td style="width: 33%;">Lower Wing Outboard of Fuselage</td> <td style="width: 33%;">MK-12 20mm Guns with 100 rounds per gun</td> </tr> </tbody> </table>	No.	Location	Loading	1	Fuselage Center Line	Up to 3575 lb	2	Inboard Wing	*Up to 1750 lb	2	Outboard Wing	Up to 570 lb	2	Lower Wing Outboard of Fuselage	MK-12 20mm Guns with 100 rounds per gun																		
Span	27.5 ft																																														
Length	41.3 ft*																																														
Height	15.0 ft																																														
Max Tread	7.8 ft																																														
Turning Radius	20.5 ft*																																														
Wing Area	260 sq ft																																														
No.	Location	Loading																																													
1	Fuselage Center Line	Up to 3575 lb																																													
2	Inboard Wing	*Up to 1750 lb																																													
2	Outboard Wing	Up to 570 lb																																													
2	Lower Wing Outboard of Fuselage	MK-12 20mm Guns with 100 rounds per gun																																													

DECLASSIFIED

SERVICE

NAVAIR 00-110AA4-6

PERFORMANCE SUMMARY

TAKE-OFF LOADING CONDITION	(1) Hi-Hi-Hi Clean Airplane	(3) S.L. Store Delivery 1-MK 28 Store	(5) Close Support 1-300 Gal Tank 12-MK 81 Snakeyes	(7) Close Support 3-AGM 12B (Bullpup A) 2-300 Gal Tanks	(9) Ferry 3-300 Gal Tanks	
TAKE-OFF WEIGHT	lb.	16,576	19,356	23,572	23,814	23,999
Fuel internal/external (JP-5)	lb./lb.	5440/NONE	5440/NONE	5440/2040	5440/4080	5440/6120
Payload	lb.	NONE	2040	3600	1710	NONE
Wing loading	lb./sq. ft.	63.8	74.4	90.7	91.6	92.3
Stall speed—power-off	kn.	116	125	141	141	142
Take-off run at S.L.— calm (A)	ft.	1900	2570	4110	4210	4280
Take-off run at S.L.— 25 kn. wind (A)	ft.	1280	1780	2980	3060	3120
Take-off to clear 50 ft.— calm (A)	ft.	2870	3740	5750	5880	5970
Max. speed/altitude (A)	kn./ft.	589/3500	561/7500	478/10,000	496/5000	539/6000
Rate of climb at S.L. (A)	fpm.	10,300	7900	4750	5250	5650
Time: S.L. to 20,000 ft. (A)	min.	2.6	3.6	7.1	6.0	5.4
Time: S.L. to 30,000 ft. (A)	min.	4.3	6.5	—	15.4	12.0
Service ceiling (100 fpm) (A)	ft.	41,900	37,300	28,000	30,200	31,500
Combat range (tanks and stores retained)	n.mi.	1100	780	695	1175	1735 (C)
Average cruising speed	kn.	418	409	368	390	401
Cruising altitude(s)	ft.	34,800-40,500	30,600-35,500	23,500-29,300	24,600-33,400	25,200-36,900
Combat radius/mission time	n.mi./hr.	515/2.5	185/0.9 (B)	210/2.1	435/3.2	—
Average cruising speed	kn.	418	410	382	398	—
COMBAT LOADING CONDITION	(2)	(4) Store Retained	(6) Tank Dropped Stores Retained	(8) Tanks Dropped Missiles Retained	(10) Tanks Retained	
COMBAT WEIGHT	lb.	14,400	17,180	21,349	19,337	17,879
Engine power		MILITARY	MILITARY	MILITARY	MILITARY	MILITARY
Fuel	lb.	3264	3264	5440	5440	5440
Combat speed/combat altitude	kn./ft.	530/36,600	556/S.L.	486/5000	507/5000	533/S.L.
Rate of climb/combat altitude	fpm/ft.	3150/36,000	9100/S.L.	4750/5000	6300/5000	8200/S.L.
Combat ceiling (500 fpm)	ft.	43,900	38,600	29,200	34,500	36,800
Rate of climb at S.L.	fpm.	12,000	9100	5600	7300	8200
Max. speed at S.L.	kn.	588	556	477	506	533
Max. speed/altitude	kn./ft.	590/3500	562/8000	491/12,000	507/5000	540/7000
LANDING WEIGHT	lb.	11,942	12,734	13,324	13,282	13,667
Fuel	lb.	806	858	1015	1095	1228
Stall speed—power-off/approach power	kn./kn.	98/94	101/97	104/99	103/99	107/102
Landing distance—ground roll/over 50 ft. obst. (D) ft./ft.		3300/4015	3450/4165	3555/4270	3550/4265	3620/4335

NOTES

(A) Military Thrust, takeoff weight, stores and tanks retained.

(B) With 2-300 gallon tanks, the combat radius is 540 nautical miles.

(C) Ferry range is 1880 nautical miles if tanks are dropped when empty.

(D) With spoilers open after touchdown.

NOTE: All loadings except clean airplane include guns, ammunition, and pylons on all stations.

Performance Basis: NATC and DAC flight tests of the Models A-4F and TA-4F.

A-4F (J52-P-8A)

4

DECLASSIFIED

~~CONFIDENTIAL~~
DECLASSIFIED

MISSION SUMMARY — ALTERNATE LOADINGS

		CLOSE SUPPORT		HI-LO-LO-HI		S.L. STORE DELIVERY		HI-HI-HI		LO-LO-LO		HI-LO-HI	
EXTERNAL STORE LOADING (B)	T.O.G.W. lb	COMBAT RADIUS n mi	MISSION TIME hr	COMBAT RADIUS n mi	MISSION TIME hr	COMBAT RADIUS n mi	MISSION TIME hr	COMBAT RADIUS n mi	MISSION TIME hr	COMBAT RADIUS n mi	MISSION TIME hr	COMBAT RADIUS n mi	MISSION TIME hr
① Clean Airplane	16,576	270	2.3	280	1.6	250	1.2	515	2.5	215	1.6	405	2.0
③ (1) MK 28 STORE	19,356	160	1.8	205	1.3	185	0.9	400	2.0	185	1.4	310	1.6
⑤ (1) 300 GAL DROP TANK (12) MK 81 SNAKEYES	23,572	210	2.1	280	1.8	275	1.5	425	2.3	235	1.8	365	2.0
⑦ (3) AGM 12B (BULLPUP A) (2) 300 GAL DROP TANKS	23,814	435	3.2	500	2.8	480	2.5	660	3.4	350	2.5	590	3.0
⑨ (3) 300 GAL DROP TANKS	23,999	690	4.4	735	3.9	725	3.6	905	4.5	470	3.2	830	4.2
⑪ (1) MK 28 STORE (2) 300 GAL DROP TANKS	23,833	495	3.4	555	3.0	540	2.7	730	3.7	375	2.6	650	3.3
⑫ (6) MK 81 SNAKEYES	19,324	130 (C)	1.7	185 (C)	1.3	165 (C)	0.9	350	1.9	170	1.3	275	1.5
⑬ (6) MK 81 SNAKEYES (2) 300 GAL DROP TANKS	23,801	425	3.2	490	2.8	475	2.4	645	3.4	345	2.5	575	3.0
⑭ (6) MK 82 SNAKEYES	20,914	105 (C)	1.6	175 (C)	1.2	155 (C)	0.9	325	1.7	165	1.3	250	1.4
⑮ (6) MK 82 SNAKEYES (2) 300 GAL DROP TANKS	24,500 (D) (-891)	320	2.7	395	2.3	385	2.0	550	2.9	300	2.2	480	2.5
⑯ (6) MK 82 SNAKEYES (12) MK 81 SNAKEYES	24,500 (D) (-464)	15 (C)	1.1	115 (C)	1.0	95 (C)	0.6	195	1.2	115	1.0	145	0.9
○													
○													

NOTES

Data Basis: NATC and DAC flight tests of the Models A-4F and TA-4F.

- (A) 5 minutes at military thrust at sea level.
- (B) All loadings include guns, ammunition and five pylons. Mission times do not include times for warm-up and takeoff, or 20 minutes loiter at sea level.
- (C) Based on cruise at intermediate altitude instead of optimum cruise altitude to obtain maximum climb plus cruise distance.
- (D) Fuel offloaded to meet maximum takeoff weight limit.

~~CONFIDENTIAL~~
DECLASSIFIED

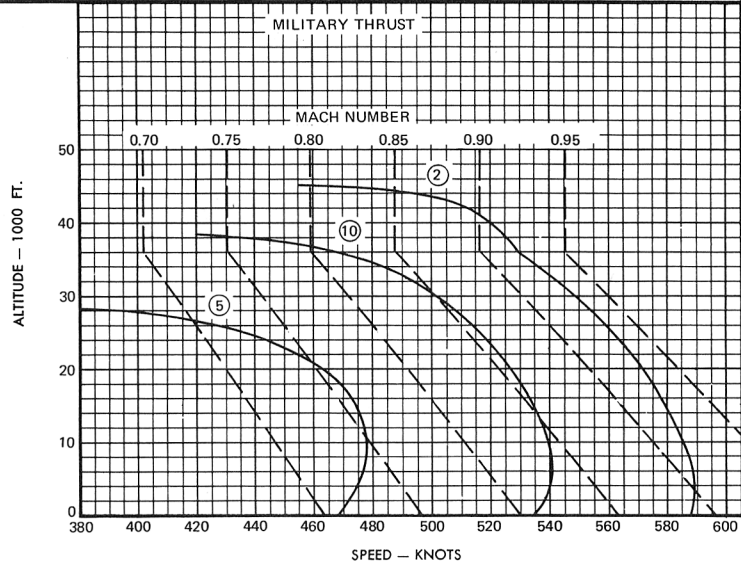
DECLASSIFIED

CONFIDENTIAL

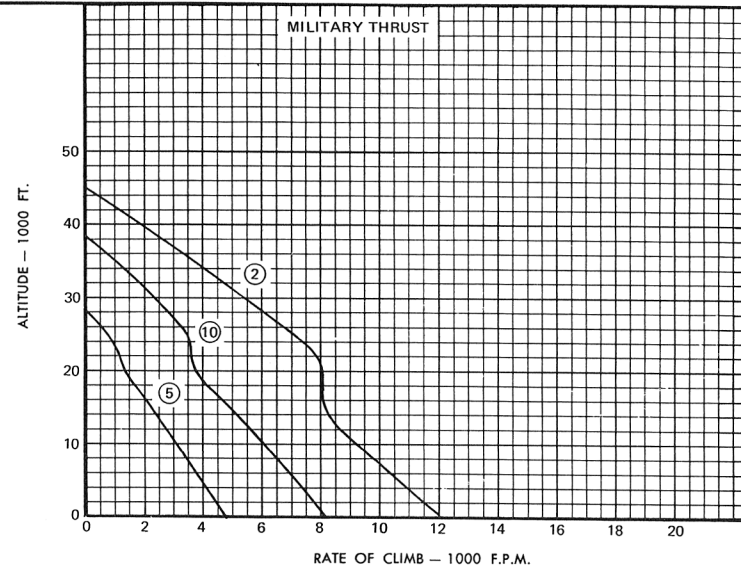
SERVICE

NAVAIR 00-110AA4-6

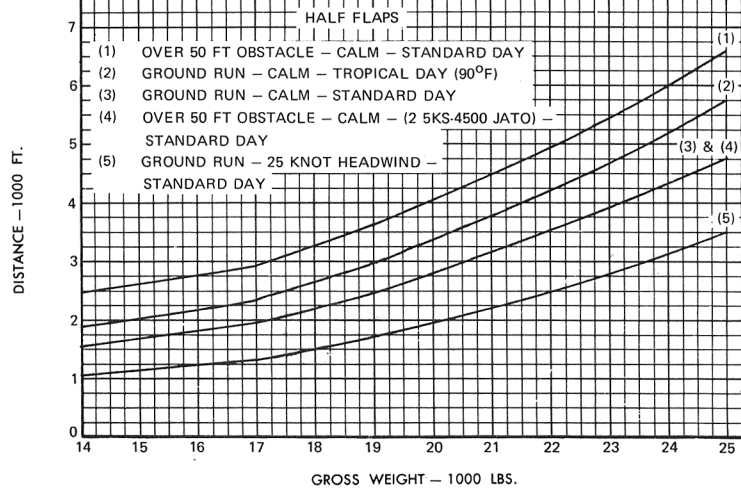
SPEED



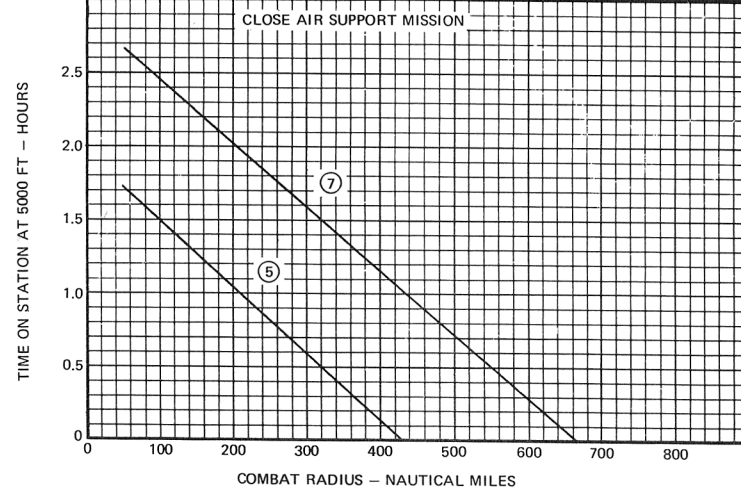
CLIMB



TAKE-OFF



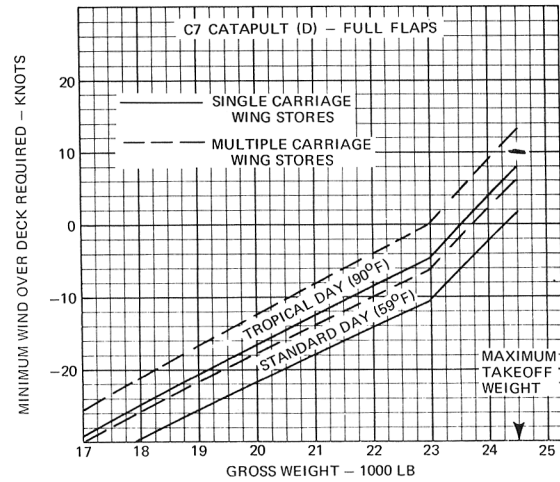
COMBAT RADIUS



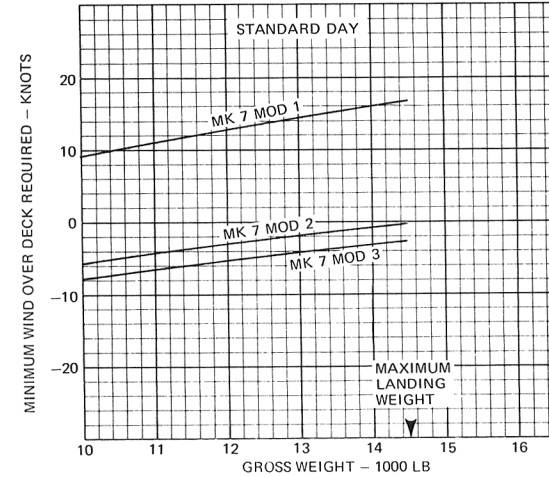
○ LOADING CONDITION COLUMN NUMBER

DECLASSIFIED

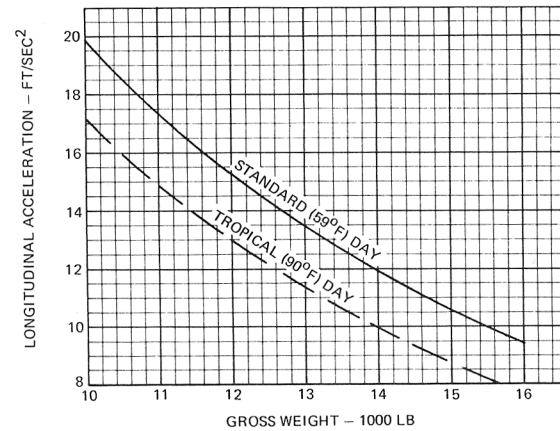
MINIMUM WIND OVER DECK REQUIRED FOR CATAPULTING
VS. GROSS WEIGHT (A) (B) (C)



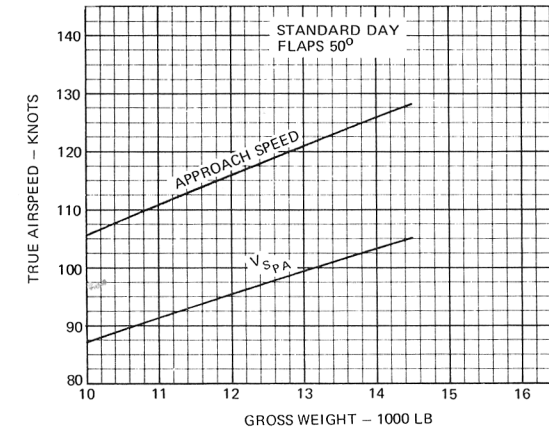
MINIMUM WIND OVER DECK REQUIRED FOR ARRESTING
VS. GROSS WEIGHT (E)



WAVE-OFF ACCELERATION (F)



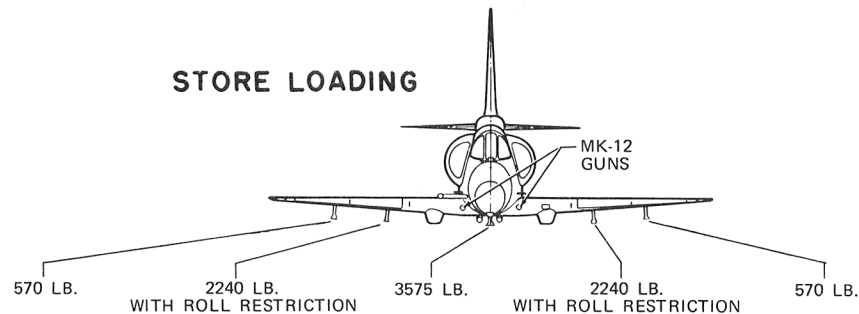
CARRIER APPROACH SPEEDS (G)



NOTES

- (A) CATAPULT TAKEOFF SPEEDS ARE DERIVED FROM A CORRELATION OF NATC MINIMUM ON A-4A, A-4B, A-4E, A-4F AND TA-4F.
- (B) CATAPULT END-SPEED IS LIMITED BY A MAXIMUM LONGITUDINAL ACCELERATION OF 5.47g OR A MAXIMUM TOW FORCE OF 120,000 LB.
- (C) CATAPULT END-SPEEDS CORRESPOND TO METERING ROD CATAPULT SERVICE CHANGES (CSC 253 FOR C7; CSC 271 FOR C11-1).
- (D) MINIMUM WIND OVER DECK REQUIRED FOR C11-1 CATAPULT IS C7 REQUIREMENT PLUS 13 KNOTS. NOTE: CURRENT OPERATIONAL RESTRICTION FOR CATAPULT FROM C11-1 LIMITS MODEL A-4 MAXIMUM WEIGHT TO 22,800 POUNDS.
- (E) ENGAGING SPEED LIMITED BY 5.14g MAXIMUM HORIZONTAL LOAD FACTOR.
- (F) WAVE-OFF ACCELERATION BASED ON LONGITUDINAL ACCELERATION AT APPROACH SPEED.
- (G) APPROACH SPEEDS BASED ON FLEET OPERATIONAL SPEEDS AND CORRESPOND TO A 4° GLIDE SLOPE AT 17-1/2 UNITS ON THE PILOT'S ANGLE OF ATTACK INDICATOR.

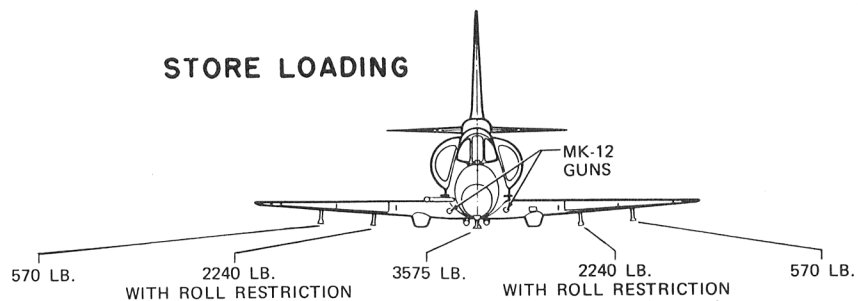
STORE LOADING



Ordnance		Station No. 5 Right Outboard	Station No. 4 Right Inboard	Station No. 3 Fuselage Centerline	Station No. 2 Left Inboard	Station No. 1 Left Outboard	
Suspension Equipment		1) Aero 20A Rack-Pylon 1) Aero 5A-1 Launcher Adapter 1) Aero 5A Pylon-Launcher 1) A/A 37B-1 MBR	1) Aero 20A Rack-Pylon 1) Aero 1A Adapter 1) MK-44 Missile Cluster Adapter (Lazy Dog) 1) Aero 3A Launcher 1) Aero 5A-1 Launcher Adapter 1) Aero 5A Pylon-Launcher 1) A/A 37B-1 MBR 1) A/A 37B-3 PMBR 1) MER-7 1) TER-7	1) Aero 7A Rack-Pylon 1) MK-44 Missile Cluster Adapter (Lazy Dog) 1) Aero 5A-1 Launcher Adapter 1) Aero 5A Pylon-Launcher 1) A/A 37B-1 MBR 1) A/A 37B-3 PMBR 1) MER-7 1) TER-7	1) Aero 20A Rack-Pylon 1) Aero 1A Adapter 1) MK-44 Missile Cluster Adapter (Lazy Dog) 1) Aero 3A Launcher 1) Aero 5A-1 Launcher Adapter 1) Aero 5A Pylon-Launcher 1) A/A 37B-1 MBR 1) A/A 37B-3 PMBR 1) MER-7 1) TER-7	1) Aero 20A Rack-Pylon 1) Aero 5A-1 Launcher Adapter 1) Aero 5A Pylon-Launcher 1) A/A 37B-1 MBR	
Bombs		1) MK-81 1) MK-81 Snakeye 1) MK-82 1) MK-82 Snakeye 1) AN-M81 (260 lb Frag.) 1) AN-M88 (220 lb Frag.) 1) AN-M57A (250 lb GP) 1) AN-M64A1 (500 lb GP) 1) AN-M30A1 (100 lb GP) 1) MK-94 Chemical 1) MK-77 Fire Bomb 1) Aero 7A (Lazy Dog)	6) MK-81 6) MK-81 Snakeyes 3) MK-82 6) MK-82 Snakeyes 1) MK-83 1) M117 Demolition 5) AN-M81 (260 lb Frag.) 5) AN-M88 (220 lb Frag.) 5) AN-M57A (250 lb GP) 1) AN-M64A1 (500 lb GP) 1) AN-M65A1 (1000 lb GP) 1) AN-M30A1 (100 lb GP) 1) MK-94 Chemical 3) MK-77 Fire Bombs 1) MK-79 Fire Bomb 2) CBU-1A/A 2) CBU-2A/A 1) Aero 7A (Lazy Dog) 1) MK-44 Cluster Adapter (Lazy Dog)	6) MK-81 6) MK-81 Snakeyes 6) MK-82 6) MK-82 Snakeyes 3) MK-83 1) MK-84 1) M117 Demolition 6) AN-M81 (260 lb Frag.) 6) AN-M88 (220 lb Frag.) 6) AN-M57A (250 lb GP) 1) AN-M64A1 (500 lb GP) 1) AN-M65A1 (1000 lb GP) 1) AN-M66A2 (2000 lb GP) 1) AN-M30A1 (100 lb GP) 6) MK-94 Chemical 4) MK-77 Fire Bombs 1) MK-79 Fire Bomb	6) MK-81 6) MK-81 Snakeyes 3) MK-82 3) MK-82 Snakeyes 1) MK-83 1) M117 Demolition 5) AN-M81 (260 lb Frag.) 5) AN-M88 (220 lb Frag.) 5) AN-M57A (250 lb GP) 1) AN-M64A1 (500 lb GP) 1) AN-M65A1 (1000 lb GP) 1) AN-M30A1 (100 lb GP) 1) MK-94 Chemical 3) MK-77 Fire Bombs 1) MK-79 Fire Bomb 2) CBU-1A/A 2) CBU-2A/A 1) Aero 7A (Lazy Dog) 1) MK-44 Cluster Adapter (Lazy Dog)	1) MK-81 1) MK-81 Snakeye 1) MK-82 1) MK-82 Snakeye 1) AN-M81 (260 lb Frag.) 1) AN-M88 (220 lb Frag.) 1) AN-M57A (250 lb GP) 1) AN-M64A1 (500 lb GP) 1) AN-M30A1 (100 lb GP) 1) MK-94 Chemical 1) MK-77 Fire Bomb 1) Aero 7A (Lazy Dog)	

DECLASSIFIED

STORE LOADING



Ordnance		Station No. 5 Right Outboard	Station No. 4 Right Inboard	Station No. 3 Fuselage Centerline	Station No. 2 Left Inboard	Station No. 1 Left Outboard	
Guided Missiles		1) AGM-45A Shrike 1) AGM-12A, -12B Bullpup A	1) AGM-45A Shrike 1) AGM-12A, -12B Bullpup A 1) AGM-12C Bullpup B 1) Sidewinder 1A	1) AGM-12A, -12B Bullpup A	1) AGM-45A Shrike 1) AGM-12A, -12B Bullpup A 1) AGM-12C Bullpup B 1) Sidewinder 1A	1) AGM-45 Shrike 1) AGM-12A, -12B Bullpup A	
Rocket Launchers		1) LAU-32A/A 1) LAU-3A/A 1) LAU-10/A	2) LAU-32A/A 2) LAU-3A/A 2) LAU-10/A	3) LAU-32A/A 3) LAU-3A/A 3) LAU-10/A	2) LAU-32A/A 2) LAU-3A/A 2) LAU-10/A	1) LAU-32A/A 1) LAU-3A/A 1) LAU-10/A	
Mines		1) MK-50 with MK-15 Parapack	1) MK-36 with MK-27 Parapack 1) MK-36 Drill Mine with MK-4 Drill Kit 1) MK-50 with MK-15 Parapack 1) MK-52 with MK-20 Parapack or MK-35 Parapack	1) MK-25 with MK-26 Parapack or MK-34 Parapack 1) MK-25 Drill Mine with MK-4, -5 Drill Kit 1) MK-36 with MK-27 Parapack 1) MK-36 Drill Mine with MK-4 Drill Kit 1) MK-50 with MK-15 Parapack 1) MK-52 with MK-20 Parapack or MK-35 Parapack 1) MK-55 with MK-24 Parapack or MK-36 Parapack 1) MK-56 or 1) MK-56 Drill Mine with MK-28, Mod 1 Parapack	1) MK-36 with MK-27 Parapack 1) MK-36 Drill Mine with MK-4 Drill Kit 1) MK-50 with MK-15 Parapack 1) MK-52 with MK-20 Parapack or MK-35 Parapack	1) MK-50 with MK-15 Parapack	
Special Weapons				1) MK-28/MK-104 1) MK-43/BDU-8B /BDU-18 1) MK-57/BDU-12 /BDU-19 1) BDU-11E			
Pyrotechnics		6) MK-5 Mods 7, 10 Parachute flares 6) MK-6 Mods 5, 6 Parachute flares 6) MK-24 Mods 2A, 3 Parachute flares 6) MK-6 Mod 3 Float Light	6) MK-5 Mods 7, 10 Parachute flares 6) MK-6 Mods 5, 6 Parachute flares 6) MK-24 Mods 2A, 3 Parachute flares 6) MK-6 Mod 3 Float Light	6) MK-5 Mods 7, 10 Parachute flares 6) MK-6 Mods 5, 6 Parachute flares 6) MK-24 Mods 2A, 3 Parachute flares 6) MK-6 Mod 3 Float Light	6) MK-5 Mods 7, 10 Parachute flares 6) MK-6 Mods 5, 6 Parachute flares 6) MK-24 Mods 2A, 3 Parachute flares 6) MK-6 Mod 3 Float Light	6) MK-5 Mods 7, 10 Parachute flares 6) MK-6 Mods 5, 6 Parachute flares 6) MK-24 Mods 2A, 3 Parachute flares 6) MK-6 Mod 3 Float Light	

DECLASSIFIED

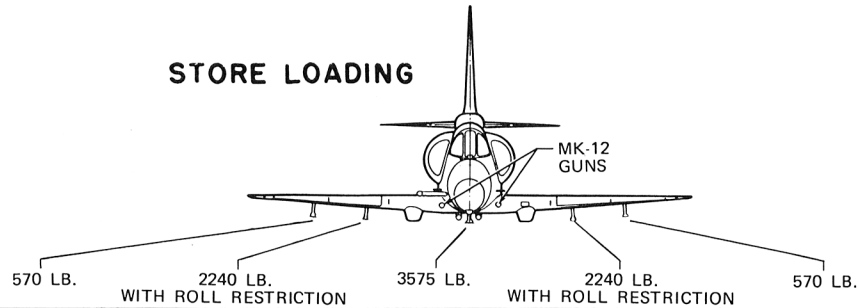
DECLASSIFIED

CONFIDENTIAL

NAVAIR OO-IIOAA4-6

SERVICE

STORE LOADING



Ordnance		Station No. 5 Right Outboard	Station No. 4 Right Inboard	Station No. 3 Fuselage Centerline	Station No. 2 Left Inboard	Station No. 1 Left Outboard	
Tanks and Pods		1) LM-119A Film Delivery Container 1) LAU-10/A Leaflet Dispenser 1) GTC-85 Pod-Mounted	1) 150 Gal Ext Tank 1) 300 Gal Ext Tank 1) MK-12 Mod 0 Chemical Tank 1) ALQ-31 ECM Pod 1) ALQ-31A Pod 1) MX-900 Chaff Dispenser 1) LM-119A Film Delivery Container 1) LAU-10/A Leaflet Dispenser 1) GTC-85 Pod-Mounted	1) 150 Gal Ext Tank 1) 300 Gal Ext Tank 1) 400 Gal Ext Tank 1) 300 Gal Buddy Tank 1) Aero 14B Spray Tank 1) ALQ-31 ECM Pod 1) ALQ-31A Pod 1) MX-900 Chaff Dispenser 1) LAU-10/A Leaflet Dispenser 1) NAVPAC 1) GTC-85 Pod-Mounted	1) 150 Gal Ext Tank 1) 300 Gal Ext Tank 1) MK-12 Mod 0 Chemical Tank 1) ALQ-31 ECM Pod 1) ALQ-31A Pod 1) MX-900 Chaff Dispenser 1) LM-119A Film Delivery Container 1) LAU-10/A Leaflet Dispenser 1) GTC-85 Pod-Mounted	1) LM-119A Film Delivery Container 1) LAU-10/A Leaflet Dispenser 1) GTC-85 Pod-Mounted	
Training Stores		1) MK-86 WSF 1) MK-87 WSF 6) MK-76, Mod 4, 5 (With MK-10 Lug) 6) MK-89 6) MK-106 Mod 3 6) MK-76 Mod 5 (With MK-14 Lug) 1) Aero 6A-1, 6A-2 1) Aero 7D	6) MK-86 WSF 6) MK-87 WSF 1) MK-88 WSF 6) MK-76 Mod 4, 5 (With MK-10 Lug) 6) MK-89 6) MK-106 Mod 3 6) MK-76 Mod 5 (With MK-14 Lug) 1) Aero 6A-1, 6A-2 2) Aero 7D 1) FAGU Pipe Organ 1) MK-26 Mod 0 Sidewinder target rocket	6) MK-86 WSF 6) MK-87 WSF 1) MK-88 WSF 6) MK-76, Mod 4, 5 (With MK-10 Lug) 6) MK-89 6) MK-106 Mod 3 6) MK-76 Mod 5 (With MK-14 Lug) 1) Aero 8A PBC (MK-76, MK-89, MK-106) 1) Aero 6A-1, 6A-2 3) Aero 7D 1) FAGU Pipe Organ 1) Aero 6A, or LAU-32 and A/A37B-3 PMBR with MK-76, Mod 5 or MK-106 Mod 3 1) Banner Tow Target	6) MK-86 WSF 6) MK-87 WSF 1) MK-88 WSF 6) MK-76, Mod 4, 5 (With MK-10 Lug) 6) MK-89 6) MK-106 Mod 3 6) MK-76 Mod 5 (With MK-14 Lug) 1) Aero 6A-1, 6A-2 2) Aero 7D 1) FAGU Pipe Organ 1) MK-26 Mod 0 Sidewinder target rocket	1) MK-86 WSF 1) MK-87 WSF 6) MK-76 Mod 4, 5 (With MK-10 Lug) 6) MK-89 6) MK-106 Mod 3 6) MK-76 Mod 5 (With MK-14 Lug) 1) Aero 6A-1, 6A-2 1) Aero 7D	

A-4F (J52-P-8A)

10

CONFIDENTIAL

DECLASSIFIED

NOTES

HI-HI-HI

Warmup, Taxi, Takeoff: Five minutes at sea level static with normal power
 Climb: On course to optimum cruise altitude with military power
 Cruise out: At maximum range speed at optimum cruise altitude (drop external fuel tanks when empty)
 Combat: Five minutes at optimum cruise altitude with military power (stores on, no distance gained) Stores dropped after combat
 Cruise back: At maximum range speed at optimum cruise altitude
 Reserve: 5% of initial fuel plus 20 minutes at maximum endurance speed at sea level

SEA LEVEL STORE DELIVERY

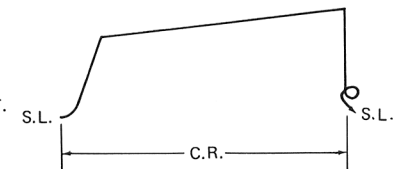
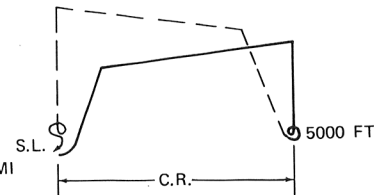
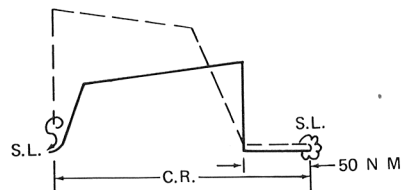
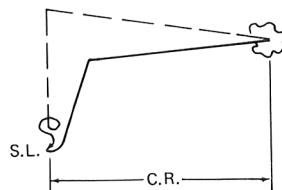
Warmup, Taxi, Takeoff: Five minutes at sea level static with normal power
 Climb: On course to optimum cruise altitude with military power
 Cruise out: At maximum range speed at optimum cruise altitude (drop external fuel tanks when empty)
 Descend: To sea level when fifty nautical miles from target (no fuel used, no distance gained)
 Run in: Fifty nautical miles at sea level at maximum speed with military power
 Combat: Five minutes at sea level with military power (stores on, no distance gained) Stores dropped after combat.
 Run out: Fifty nautical miles at sea level at maximum speed with military power
 Climb: On course to optimum cruise altitude with military power
 Cruise back: At maximum range speed at optimum cruise altitude
 Reserve: 5% of initial fuel plus 20 minutes at maximum endurance speed at sea level

CLOSE AIR SUPPORT

Warmup, Taxi, Takeoff: Five minutes at sea level static with normal power
 Climb: On course to optimum cruise altitude with military power
 Cruise out: At maximum range speed at optimum cruise altitude (drop external fuel tanks when empty)
 Descend: To 5000 feet (no fuel used, no distance gained)
 Loiter: One hour at maximum endurance speed at 5000 feet (stores on, no distance gained) Stores dropped at end of loiter
 Climb: On course to optimum cruise altitude with military power
 Cruise back: At maximum range speed at optimum cruise altitude
 Reserve: 5% of initial fuel plus 20 minutes at maximum endurance speed at sea level

FERRY OR COMBAT RANGE

Warmup, Taxi, Takeoff: Five minutes at sea level static with normal power
 Climb: On course to optimum cruise altitude with military power
 Cruise out: At maximum range speed at optimum cruise altitude
 Reserve: 5% of initial fuel plus 20 minutes at maximum endurance speed at sea level



NOTES

HI-LO-LO-HI

Warmup, Taxi, Takeoff: Five minutes at sea level static with normal power

Climb: On course to optimum cruise altitude with military power

Cruise out: At maximum range speed at optimum cruise altitude (drop external fuel tanks when empty)

Descend: To sea level when 100 nautical miles from target (no fuel used, no distance gained)

Cruise out: At sea level at maximum range speed to target

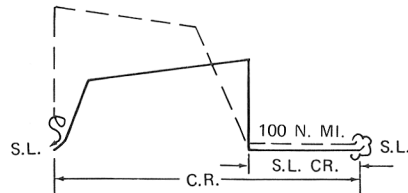
Combat: Five minutes at sea level with military power (stores on, no distance gained) Stores dropped after combat

Cruise back: At sea level at maximum range speed to a point 100 nautical miles from target

Climb: On course to optimum cruise altitude with military power

Cruise back: At maximum range speed at optimum cruise altitude

Reserve: 5% of initial fuel plus 20 minutes at maximum endurance speed at sea level



LO-LO-LO

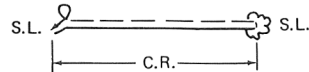
Warmup, Taxi, Takeoff: Five minutes at sea level static with normal power

Cruise out: At maximum range speed at sea level (drop external fuel tanks when empty)

Combat: Five minutes at sea level with military power (stores on, no distance gained) Stores dropped after combat

Cruise back: At maximum range speed at sea level

Reserve: 5% of initial fuel plus 20 minutes at maximum endurance speed at sea level



HI-LO-HI

Warmup, Taxi, Takeoff: Five minutes at sea level static with normal power

Climb: On course to optimum cruise altitude with military power

Cruise out: At maximum range speed at optimum cruise altitude (drop external fuel tanks when empty)

Descend: To sea level (no fuel used, no distance gained)

Combat: Five minutes at sea level with military power (stores on, no distance gained) Stores dropped after combat

Climb: On course to optimum cruise altitude with military power

Cruise back: At maximum range speed at optimum cruise altitude

Reserve: 5% of initial fuel plus 20 minutes at maximum endurance speed at sea level

