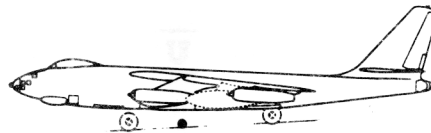
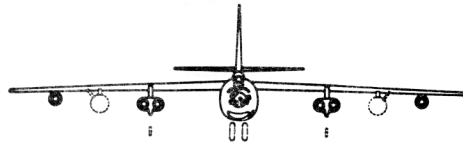
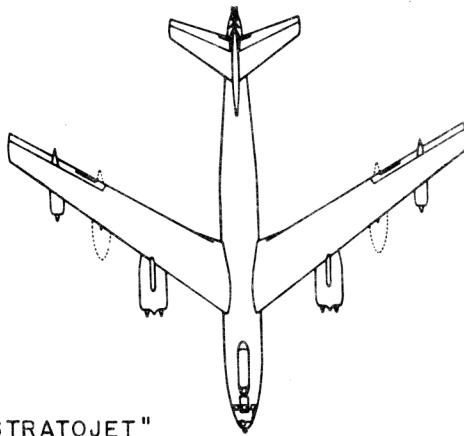


A1
B-47B/char

Characteristics Summary

BOMBER B-47 B



"STRATOJET"

BOEING

Wing Area 1428 sq ft Length 106.8 ft
Span 116.0 ft Height 27.9 ft

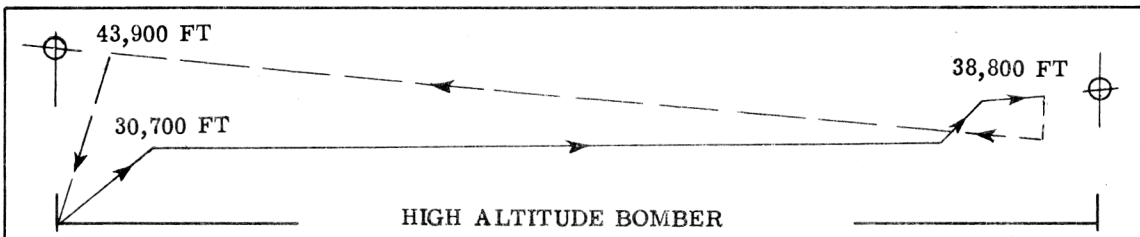
AVAILABILITY			PROCUREMENT			
Number available			Number to be delivered in fiscal years			
ACTIVE	RESERVE	TOTAL				

STATUS

- Design initiated: Sep 48
 - First flight: 27 Feb 51
 - First acceptance: Mar 51
 - Production completion: Jun 53
 - The 1st to 298th aircraft have -23 engines; -25 engines to be installed from the 298th aircraft on. B-47B aircraft with -25 engines assume Roman Numeral One (B-47B-I) configuration and are similar to B-47E-II configuration.
- Navy Equivalent: None
Mfr's Model: 450-67-27

POWER PLANT	FEATURES	ARMAMENT
(6) J47-GE-23 General Electric ENGINE RATINGS S.L.S. LB - RPM - MIN Max: 5910 - 7950 - 5 Mil: 5620 - 7800 - 30 Nor: 5270 - 7630 - Cont ATO Nr & Model...*(33)14AS1000 Thrust (lb) 33,000 Duration (sec) 14 or Nr & Model...†(19)15KS1000 Thrust (lb) 19,000 Duration (sec) 15 † Manufactured by Aerojet *See note c, Notes Block	Crew 3 Thermal anti-icing Bombing-navigational radar Anti-skid brakes Braking parachute Bail-out spoiler door Internal fuel tank purging (1)K-38 or alternates (vertical camera) Single-point ground and air refueling provisions B-4 fire control K-4A bombing-nav. system Max fuel capacity: 17,290 gal	Turrets: 1 Guns: ... 2x50 cal(M-3) Ammunition:(tot) 1200 rds BOMBS (Max) Class (lb) Load SHORT BOMB BAY Interim: *3x2000 *13x500 New Series *7x750 *7x750 LONG BOMB BAY WWII 2x4000 16x1000 Interim: *6x2000 *18x1000 6x2000 8x1000 New Series *1x25,000 *21x750 1x25,000 8x750 *Hi-Density Kit

Characteristics Summary Basic Mission B-47 B



PERFORMANCE		
COMBAT RADIUS	FERRY RANGE	S P E E D
1704 naut. mi with 10,000 lb payload at 433 knots avg. in 7.87 hours.	3861 naut. mi with 15,213 gal fuel at 432 knots avg. in 8.94 hours at 185,000* lb T.O. wt.	COMBAT 484 knots at 38,800 ft alt, max power MAX 528 knots at 16,300 ft alt, max power BASIC 491 knots at 35,000 ft alt, max power
C L I M B	C E I L I N G	T A K E - O F F
2560 fpm sea level, take-off weight normal power	33,900 ft 100 fpm, take-off weight normal power	ground run 9100 ft 7200 ft no assist assisted
4775 fpm sea level, combat weight maximum power	40,800 ft 500 fpm, combat weight maximum power	over 50 ft height 10,650 ft 8650 ft no assist assisted
L O A D	W E I G H T S	S T A L L I N G S P E E D
Bombs: 10,000 lb Ammo: 1200 rds/50 cal Fuel: 13,900 gal protected 100 % droppable 0 % external 0 %	Empty..... 78,102 lb Combat... 122,650 lb Take - off 184,908* lb limited by space *Includes 1296 lb ATO charge	154 knots power-off, landing config- uration, take-off weight T I M E T O C L I M B

N O T E S

1. Performance Basis:
 (a) Flight test data
 (b) Performance is shown for a B-47B aircraft not modified to the B-47B-I configuration. Performance of an aircraft that has been modified to Roman Numeral One configuration is similar to that presented for B-47E-II configuration.
 (c) Displacement rack must be used in carrying (19) 15KS1000 (Aerojet) ATO bottles or (30) 16NS1000 (Philips Petroleum) ATO bottles.

2. Placard Speed

3. Revision Basis:
 (a) To reflect changes in performance due to an increase in the in-flight gross weight; also change in security classification.