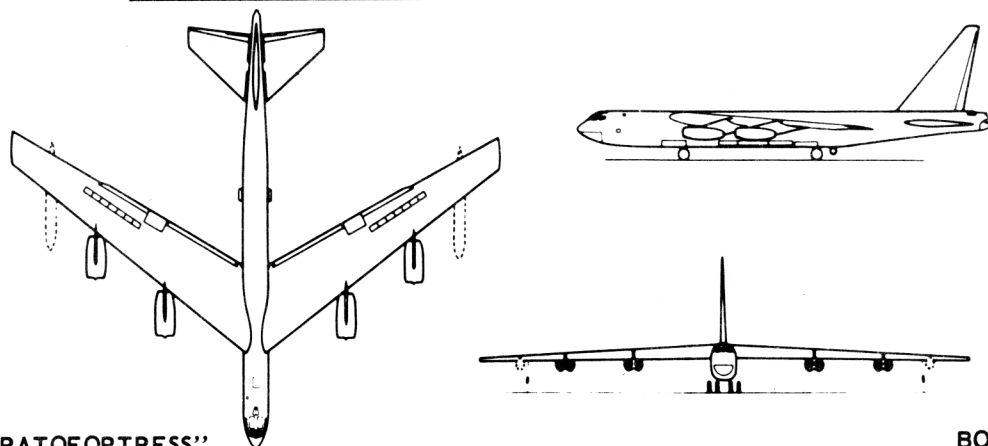


# Characteristics Summary

BOMBER ..... B-52F



"STRATOFORTRESS"

BOEING

Wing Area . . . . .	4000 sq ft	Length . . . . .	156.5 ft
		Height (overall) . . . . .	48.3 ft
Span . . . . .	185.0 ft	Height (fin folded) . . . . .	21.5 ft

AVAILABILITY			PROCUREMENT			
Number available			Number to be delivered in fiscal years			
TEST	INVENTORY	TOTAL				

## STATUS

- |  |   |
|--|---|
| <p>1. The B-52F airplane differs from the B-52C, D, E by the installation of the J57-P-43W engines in place of the J57-P-19W, 29W, and installation of engine driven alternators.</p> <p>2. Modification of the wing structure, addition of new pods; improvement to water injection system; Navy Equivalent: None</p> | <p>tem are items necessary for incorporation of the J57-P-43W engines.</p> <p>3. Program Initiated: . . . . . Nov 54</p> <p>4. First Flight: . . . . . Mar 58</p> <p>5. First Acceptance: . . . . . May 58</p> <p>6. Out of production: . . . . . Dec 58</p> <p style="text-align: right;">Mfr's Model: 464-260</p> |
|--|---|

## POWER PLANT

(8) J57-P-43W, WA or WB\*\*\*  
Pratt & Whitney  
ENGINE RATINGS

SLS	LB	-	**RPM	-	MIN
Max:	13,750	-	6900/9650	-	5
Mil:	11,200	-	6400/9650	-	30
Nor:	9,500	-	6100/9350	-	Cont

\* Wet  
\*\* First figure represents low pressure spool; second figure represents high pressure spool.  
\*\*\* Equipped with sound suppressors.

## FEATURES

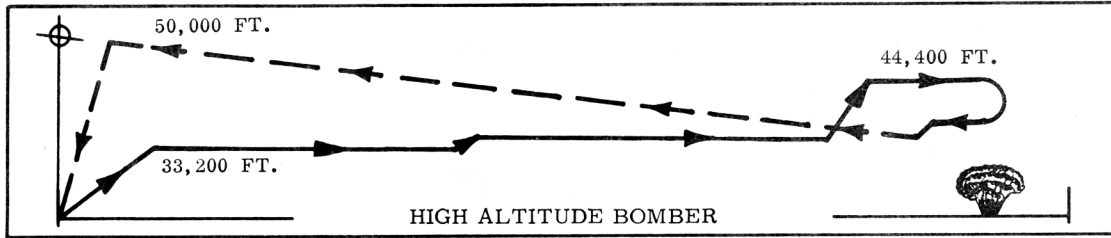
Crew . . . . . 6  
Cabin pressurization, heating and cooling  
Braking parachute  
Quadricycle landing gear  
Aerodynamic spoilers (air-brake)  
Strike camera station  
ASB-4A high speed bombing radar  
MD-9 fire control system  
Folding fin  
Crosswind steering  
Engine driven alternators  
Pneumatic driven hyd. packs  
Anti-Skid Brakes  
A/A42G-11 Auto. Flt. Control  
Max fuel cap: 41,553 gal

## ARMAMENT

Turret . . . . . 1  
Guns . . . 4 x .50 cal (M-3)  
Ammunition (tot) 2400 rds  
BOMBS:  
No. New Series  
27 (Family of Clusters)  
(1000 lb ea)  
Special Weapons  
MK-28  
MK-41  
MK-53  
MK-57

NOTE: Airplane will carry 4 ADM-20 & 2 AGM-28B Missiles  
Max Bomb Load:(2)17,700 lb

*Characteristics Summary Basic Mission* ..... B-52F



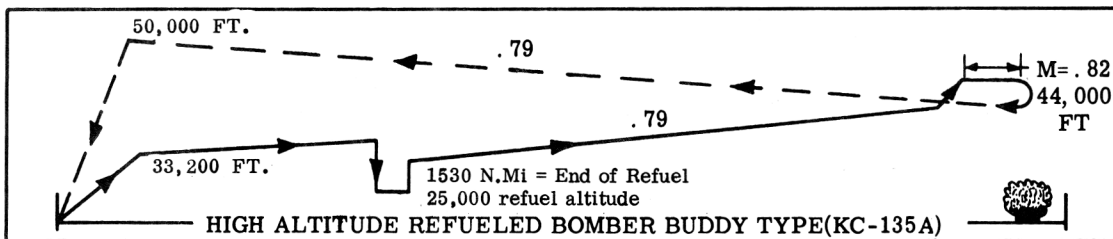
<b>P E R F O R M A N C E</b>		
<b>C O M B A T R A D I U S</b>	<b>F E R R Y R A N G E</b>	<b>S P E E D</b>
3345 naut. mi with 10,000/1000/168 lb payload at 453 knots avg. in 14.03 hours.	6712 naut. mi with 41,406 gal fuel at 453 knots avg. in 14.86 hours (b) at 450,000 lb T. O. wt.	COMBAT 492 <sup>(TAS)</sup> knots at 44,400 ft alt, mil power MAX 553 <sup>(c)</sup> knots at 21,000 ft alt, mil power BASIC 521 knots at 35,000 ft alt, mil power
<b>C L I M B</b>	<b>C F I L I N G</b>	<b>T A K E - O F F</b>
2300 fpm sea level, take-off weight normal power	37,800 ft 100 fpm, take-off weight normal power	ground run 7000 ft   Max Power
5600 fpm sea level, combat weight military power	46,000 ft 500 fpm, combat weight military power	over 50 ft height 9100 ft   Max Power
<b>L O A D</b>	<b>W E I G H T S</b>	<b>S T A L L I N G S P E E D</b>
Bombs/Chaff: 10,000/1000/168 lb Ammunition 2400 rds/.50 cal  Fuel: 39,669 gal protected 0 % droppable 14.4 % external 14.4 % Density:(JP-4) lb/gal ( 6.5 )	Empty..... 173,599 lb Combat... 291,570 lb (b) Take - off 450,000 lb  limited by structure (inflight)	147 knots initial buffet power-off, landing con- figuration, take-off weight.  <b>T I M E T O C L I M B</b>  19.7 min to cruise altitude of 33,200 ft

**N O T E S**

1. Performance Basis:
  - (a) Data Source: Flight Test
  - (b) Does not include 10,000 lb water
  - (c) Limited by structure
2. Revision Basis: To indicate changes to engine designation and armament block.

June 68.

*Characteristics Summary Basic Mission* ..... B-52F



**PERFORMANCE**

<b>COMBAT RADIUS</b>	<b>FERRY RANGE</b>	<b>S P E E D</b>
(d) 3978 naut. mi 10,000/400 lb payload at 453 knots avg. in 17.64 hours.	_____ naut. mi with _____ gal fuel at _____ knots avg. in _____ hours at _____ lb T.O. wt.	(TAS) COMBAT 490 knots at 44,000 ft alt, max power MAX 553 knots at 20,500 ft alt, max power BASIC 521 knots at 35,000 ft alt, max power
<b>C L I M B</b>	<b>C E I L I N G</b>	<b>T A K E - O F F</b>
2300 fpm sea level, take-off weight normal power	37,800 ft 100 fpm, take-off weight normal power	ground run 7000 ft   no assist   max power
4975 fpm sea level, combat weight military power	44,200 ft 500 fpm, combat weight military power	over 50 ft height 9100 ft   no assist   max power
<b>L O A D</b>	<b>W E I G H T S</b>	<b>S T A L L I N G S P E E D</b>
Bombo/Chaff: 10,000/400 lb Ammunition 2400 rds/. 50 cal  Fuel: 39,669 gal protected 0 % droppable 14.4 % external 14.4 % Density: JP-4 lb/gal (6.5)	Empty..... 173,599 lb Combat... 328,000 lb (b) Take - off 450,000 lb  limited by structure	147 knots power-off, landing config- uration, take-off weight  <b>TIME TO CLIMB</b>  20.0 min to cruise altitude of 33,250 ft.

**N O T E S**

- Performance Basis:
  - Data Source: Flight Test
  - Does not include 10,000 lb water
  - Limited by structure
  - Surge valves closed; 3000 gal tanks on for refuel. Increase range by 2.4% when tanks are dropped after refuel.
- Revision Basis: To indicate change to engine designation and armament block.

June 68.

UNCLASSIFIED

Nov 72  
(30 of 156) (AFG 1, Addn 103)

UNCLASSIFIED